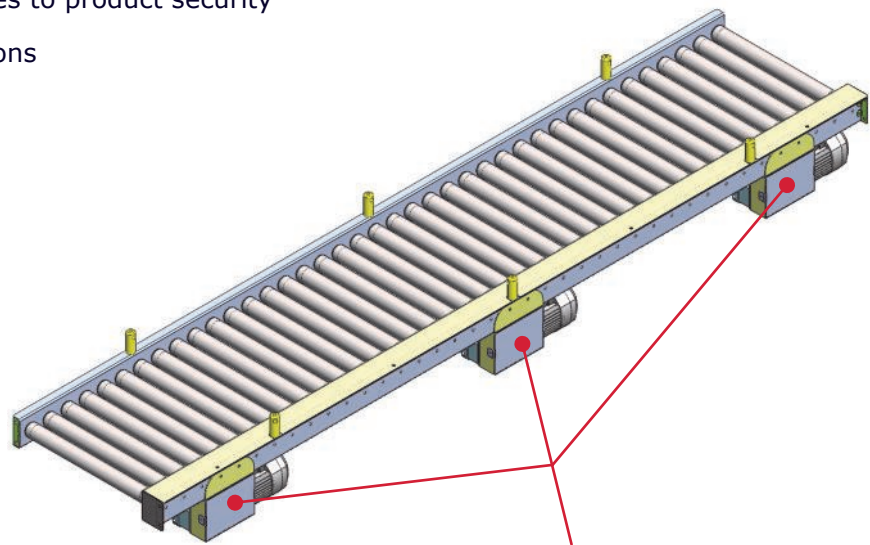




Chain Driven Roller Conveyors— SCCR Series

- ⇒ Powder coated mild steel or stainless steel construction
- ⇒ Less maintenance than line-shaft roller conveyors
- ⇒ Straight modules have up to 3 drive positions for ultimate flexibility and control
- ⇒ Zero pressure accumulation available
- ⇒ Available with integrated cable tray for easy and neat wiring
- ⇒ Low sides for operator access or High sides to product security
- ⇒ Also available with various guide rail options
- ⇒ Food and pharmaceutical grade available

Perfect for:



**3 Drive Positions available
on each module**

Technical Data:

Conveyor speed: 4 m/min to 40 m/min

Motor rating: 0.12W to 0.55 kW

Standard modules: ⇒ 3m straight
⇒ 30, 45, 60 90 curves
⇒ 2 to 1 merge

Available Widths: 200mm to 900mm

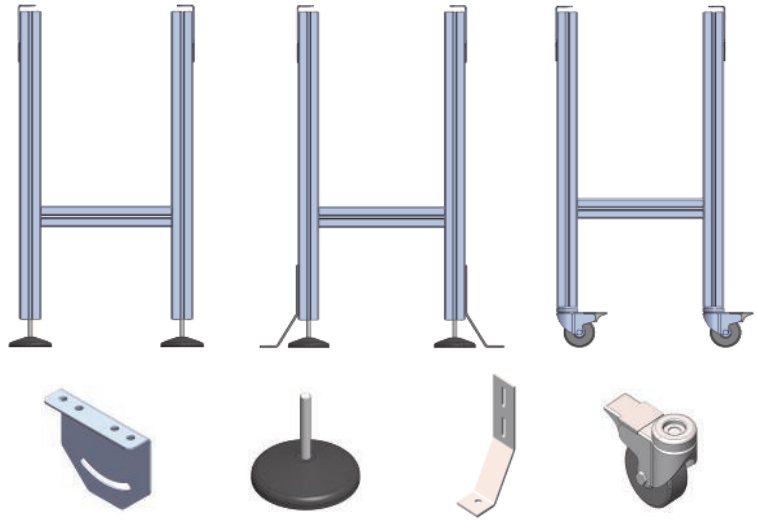


Chain Driven Roller Conveyors – SCCR Series

Conveyor stands - aluminium profile

Conveyor stand base options

- ⇒ Aluminium profile construction—easy to add accessories using the T-slot.
- ⇒ Angle/height adjustable smiley plates
- ⇒ Screw adjustable feet (+/- 25mm)
- ⇒ Fixed-Floor anchor brackets for higher load/speed applications
- ⇒ Swivel castor—lockable



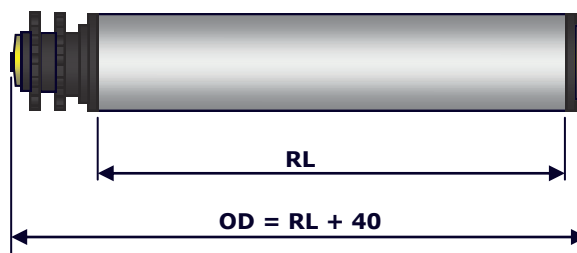
Ideal for dispatch areas, warehousing, sorting rooms, packaged food, Pharmaceutical / Medical, end-of-line production, palletiser infeed conveyors

ROLLERS:

Materials: Stainless steel (304 or 316) or galvanised/ zinc plated

Lengths: Custom roller lengths are available in all rollers.

The drawings below are a guide to sizes only. Other bearings & sprockets available
Sprocket Driven



Diameters: Standard 50.8mm

Also available: 76.2mm | 88.9mm

Drive: Double 3/8" chain or T5 timing belt

Bearings: Precision sealed bearings

Shafts: 12mm Round Bar with M8 drilled/tapped end
Stainless Steel or Bright Mild Steel

Tube Coverings: Rubber Coated | Urethane Coated | PU coated | Rubber Sleeves

Scan me to see a video

